

4. V/S q 15-30 min.

- 3. qm b...
 - เวลา 100.
 - low dose of
 - in adrenaline
 - antibiotic.

- 2. 2...
 - 2... ATLS
 - 2... shock
 - 2... 2...
 - qm-IV
 - qm O₂.

- 1. 2...
 - scene size up.
 - 2... ABC

5. obs CVP
urine Output
capillary refill 2-3 sec.

6. 2... CBC

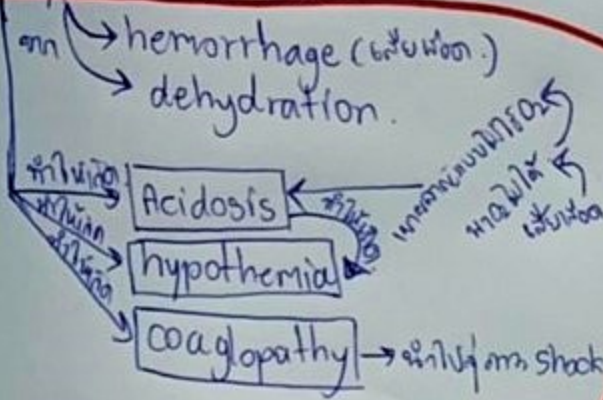
7. 2...
volume overload.

2... 2...

2... 2...

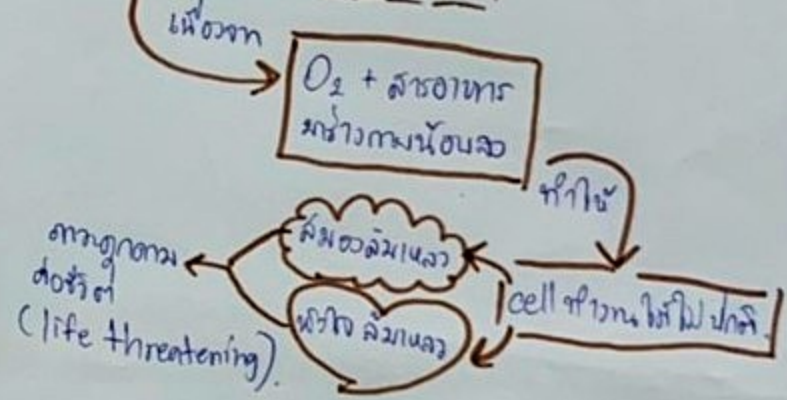


1 hypovolemic shock

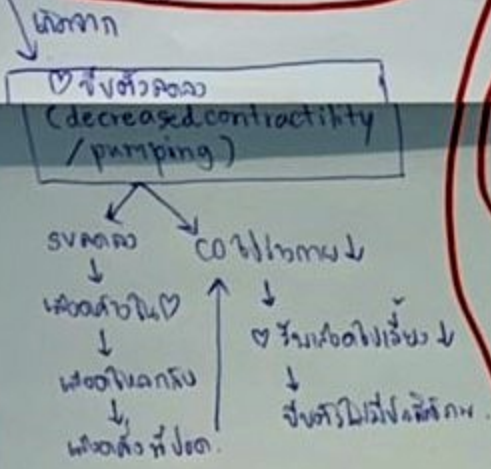


Shock

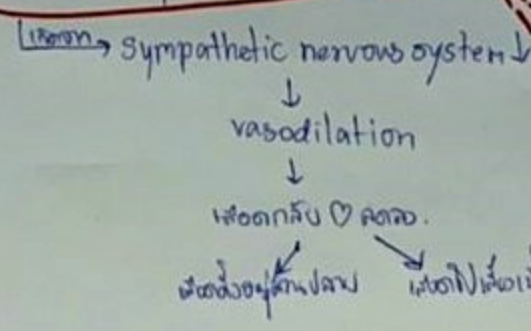
คือภาวะที่ร่างกายมีเลือดแดงไหลเวียนไปทั่ว
(poor tissue perfusion)



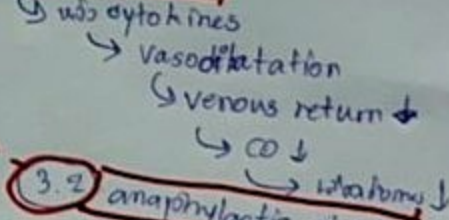
2 cardiogenic shock



3. 2... shock



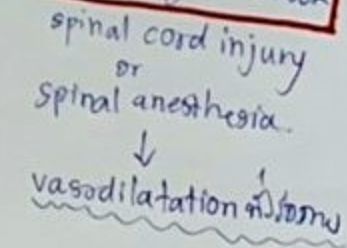
3.1 septic shock



3.2 anaphylactic shock

2... 2... permeability

3.3 Neurogenic shock



4. 2... 2...

